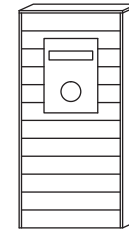
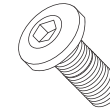


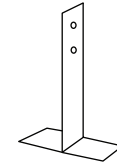
Lincoln



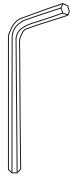
LINCOLN MAILBOX



M6 BOLTS (x4)



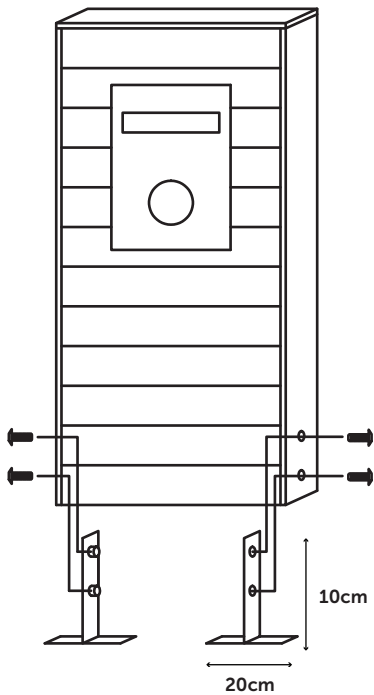
BRACKETS (x2)



ALLEN KEY (x1)

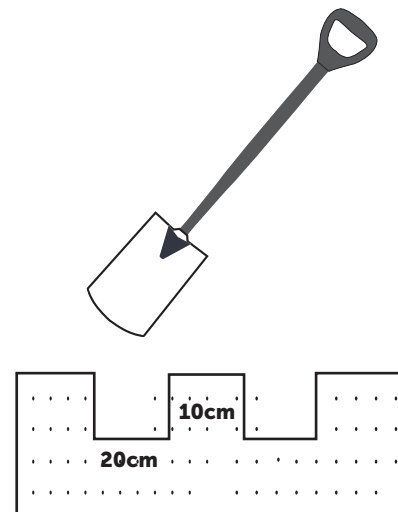
STEP1

Attach mounting brackets to both sides of letterbox.



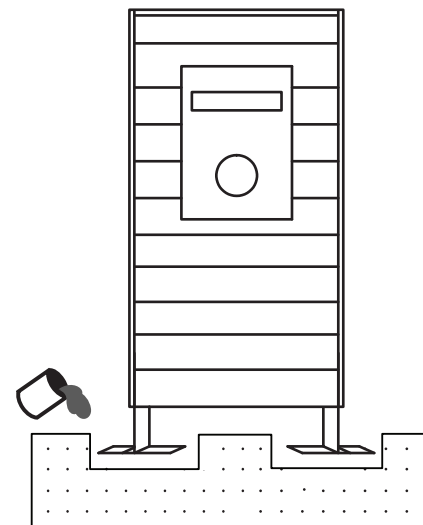
STEP2

Dig 2x holes (roughly 10 cm deep x 20 cm wide). Locate these holes so when letterbox is in desired location, mounting brackets will sit in the middle of the holes.



STEP3

Place letterbox in desired location.



STEP4

Fill both holes with ready mix concrete. Monitor that the letterbox remains in desired position until concrete has fully set.

