


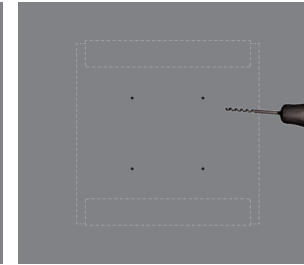
Wall Mount Letterboxes Instructions

INSTRUCTIONS FOR

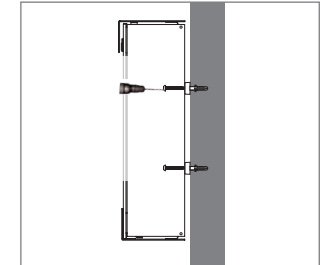
Alonso, Casa, Comet, Delta, Galaxy,
Jupiter, Solar & Vault



STEP 1
Place Letterbox against
wall. Mark holes with
pencil.



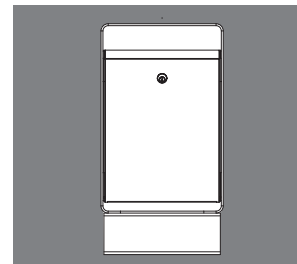
STEP 2
Pre drill holes on wall



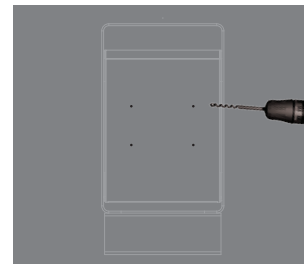
STEP 3
Fix letterbox to wall with
screws and spacers (use
wall plugs if fixing to
masonry fence)

INSTRUCTIONS FOR

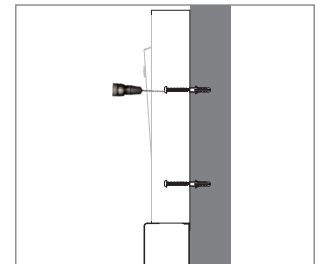
Bologne, Caddy, Hopper & Napoli



STEP 4
Place Letterbox against
wall. Mark holes with
pencil.



STEP 2
Pre drill holes on wall



STEP 3
Fix letterbox to wall with
screws and spacers (use
wall plugs if fixing to
masonry fence)